

50MHz Arbitrary Waveform/Function Generator

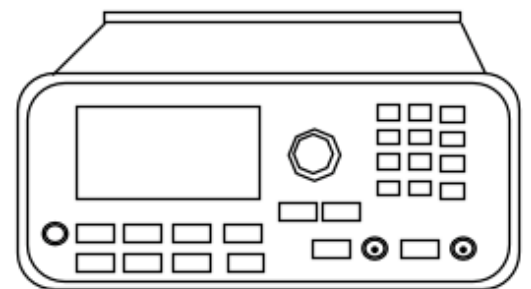


Berkeley Nucleonics Corporation • Berkeley Nucleonics Corporation • Berkeley Nucleonics Corporation • Berkeley Nucleonics Corporation

50MHz sine, 10MHz Arbitrary Waveform



BNC | model | 645



Variable-Edge-Time Pulses Up to 10MHz

- 50MHz ARB with 14 bit, 125M samples/sec
- Display - Illustrates Active Waveform
- Sync multiple units together, or to external clock
- Sine, Square, Ramp, Triangle, Pulse, Noise, DC

The BNC Model 645 50MHz Function/Arbitrary Waveform Generator delivers many advanced features and user modes than our previous models, with a price that is designed to meet tough economic constraints. New DDS+ technology embraces advancements in the semiconductor industry and leverages state-of-the-art components for both standard and complex functions. The resulting design is a box for every bench, far more capable than the ARBs and Function Generators of the past. We have even incorporated IP support, so a web browser can control the instrument over LAN.

The Model 645 has some significant advances over our 20MHz and 30MHz models. The speed, sample rates, and memory are expanded. The storage of custom waveforms is increased, and the tactile front panel controls are easy to manipulate. We understand the broad range of applications and can now provide you, our demanding customers, a product loaded with functionality and representing an excellent value. Start your 30 day trial today.

Pulse Generation


The Model 645 can generate variable-edge pulses at rates up to 10MHz. From the front panel or through remote communications, the user may vary the period, pulse width and amplitude. The pulse parameters may be stored in the unit or on your computer for later recall. If you have multiple units in your experiment, you may elect to save the setup and upload the pulse properties to multiple Model 645s. For adjustability and routing pulsing tests, see the flexible nature of the Model 645.

Custom Waveform Generation

Many research activities requiring a variety of custom pulses, the Model 645 allows users to generate complex custom waveforms on a computer and download the waveform properties into the ARB. The custom nature of the device lends itself well to R&D activities with a range of variable tests that need to be performed. The Model 645 offers 14-bit resolution and a 125 MSa/s sampling rate, giving users enough control of their waveforms for most applications. The Model 645 will storage of up to 5 waveforms concurrently (4 waveforms (4 x 256K points) in nonvolatile memory and 1 waveform in volatile memory.

Graph mode

In graph mode, user can easily visual verify the signal settings. Also, user can always see the selected function on the upper left corner of display.

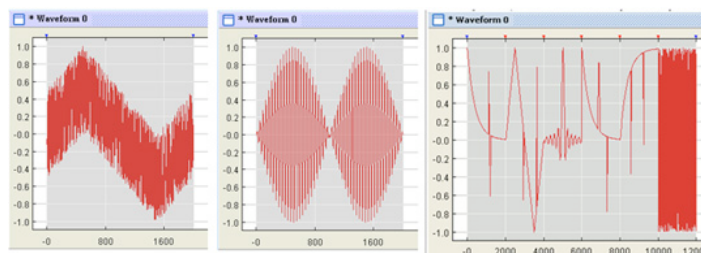


Data Transmission via Pattern Out

The Model 645 offers users the ability to create and store 16-bit data for later retrieval. The data can be transmitted via a "Pattern Out" from the Model 645 rear panel as a source of control signals for your experiment.

BNC Waveform Editing Software: WaveCrafter

BNC WaveCrafter allows users to create, edit and download complex waveforms into their Model 645 quickly and efficiently. Storage of complex waveforms can be done on the PC, or emailed among colleagues. In addition, users can retrieve waveforms from a number of Digital and Mixed-Signal Oscilloscope (such as the Agilent MSO 8104) using WaveCrafter in capture mode.



BNC

model

645

Modulation		
Modulation Type	AM, FM, PM, FSK, PWM, Sweep and Burst	
AM	Carrier	Sine, Square, Ramp, Arb
	Source	Internal / external
	Internal Modulation	Sine, Square, Ramp, Triangle, Noise, Arb
	Frequency (Internal)	2mHz to 20KHz
	Depth	0.0% ~ 120.0%
FM	Carrier	Sine, Square, Ramp, Arb
	Source	Internal / external
	Internal Modulation	Sine, Square, Ramp, Triangle, Noise, Arb
	Frequency (Internal)	2mHz to 20KHz
	Deviation	DC ~ 25MHz
PM	Carrier	Sine, Square, Ramp, Arb
	Source	Internal / external
	Internal Modulation	Sine, Square, Ramp, Triangle, Noise, Arb
	Frequency (Internal)	2mHz to 20KHz
	Deviation	0.0° to 360°
PWM	Carrier	Pulse
	Source	Internal / external
	Internal Modulation	Sine, Square, Ramp, Triangle, Noise, Arb
	Frequency (Internal)	2mHz to 20KHz
	Deviation	0% ~ 100% of pulse width
FSK	Carrier	Sine, Square, Ramp, Arb
	Source	Internal / external
	Internal Modulation	50% duty cycle Square
	Frequency (Internal)	2mHz to 100KHz
External Modulation Input ^[1]	Voltage Range	±5V full scale
	Input Resistance	8.7KΩ typical
	Bandwidth	DC to 20KHz
SWEEP	Waveforms	Sine, Square, Ramp, Arb
	Type	Linear or logarithmic
	Direction	up or down
	Sweep Time	1 ms ~ 500 Sec
	Trigger	Internal, External or Manual
BURST ^[1]	Waveforms	Sine, Square, Ramp, Triangle, Noise, Arb
	Type	Counted (1 to 50000 cycles), Infinite, Gated
	Start/Stop Phase	-360° to +360°
	Internal Period	1μs ~ 500Sec
	Gated Source	External trigger
	Trigger Source	Internal, External or Manual
Trigger Input	Level	TTL compatible
	Slope	Rising or Falling (Selectable)
	Pulse width	> 100 ns
	Impedance	> 10KΩ, DC coupled
Trigger Output	Level	TTL compatible into ≥ 1 KΩ
	Pulse width	> 400 ns
	Output Impedance	50 Ω typical
	Maximum rate	1MHz
	Fan-out	≤ 4 Picotest G5100As

Pattern Mode CHARACTERISTIC		
Clock	Maximum rate	50MHz
Output	Level	TTL compatible into ≥ 2 KΩ
	Output Impedance	110 Ω typical
Pattern	Length	2 to 256 K

Display	Graph mode for visual verification of signal settings	
Capability	Standard waveforms	Sine, Square, Ramp, Triangle, Pulse, Noise, DC
	Built-in arbitrary waveforms	Exponential Rise and Fall, Negative ramp, Sin(x)/x, Cardiac

General	
Power Supply	CAT II 110 – 240V AC ±10%
Power Cord Freq.	50Hz to 60Hz
Power Consumption	50VA max
Operating Environment	0°C to 55°C
Storage Temperature	-30°C to 70°C
Interface	(Standard) USB, LAN, (Optional) GPIB
Language	SCPI-1993, IEEE-488.2
Dimensions	107 (H) x 224 (W) x 380 (D) mm
Weight	4.08 Kg
Safety Designed to	IEC61010-1, EN61010-1, UL61010-1
EMCTested to	EN61326, IEC61000-3, IEC61000-4
Warm-up Time	1 hour
Warranty	1 Year

- [1] Add 1/10th of output amplitude and offset spec per °C for operation outside the range of 18°C to 28°C
- [2] Autorange enabled
- [3] DC offset set to 0V
- [4] Spurious output at low amplitude is -75 dBm typical
- [5] Add 1 ppm/°C average for operation outside the range of 18°C to 28°C
- [6] FSK uses trigger input (1 MHz maximum)
- [7] Sine and square waveforms above 10MHz are allowed only with an "infinite" burst count



BNC

model

645

WAVEFORM CHARACTERISTIC

Sine	Frequency	1 μ Hz to 50 MHz
	Amplitude Flatness (Relative to 1KHz)	0.1dB(<100KHz)
		0.15dB(<5MHz)
		0.3dB(<20MHz)
		0.5dB(<50MHz)
	Harmonic distortion (unit: dBc)	DC to 20 KHz -70(< 1Vpp) -70(\geq 1Vpp)
		20 KHz to 100 KHz -65(< 1Vpp) -60(\geq 1Vpp)
		100 kHz to 1 MHz -50 (< 1Vpp) -45 (\geq 1Vpp)
		1 MHz to 20 MHz -40 (< 1Vpp) -35 (\geq 1Vpp)
		20 MHz to 50 MHz -35 (< 1Vpp) -30 (\geq 1Vpp)
		Total Harmonic distortion DC to 20 KHz, Output \geq 0.5Vpp THD+N \leq 0.06%
	Spurious (non-harmonic)	DC to 1 MHz -70 dBc
1 MHz to 50 MHz -70 dBc + 6 dB/octave		
Phase Noise (10K Offset)	-115/dBc/Hz, typical when $f \geq 1$ MHz, $V \geq 0.1$ Vpp	
Square	Frequency	1 μ Hz to 25 MHz
	Rise/Fall time	< 10 ns
	Overshoot	< 2%
	Variable Duty Cycle	20% to 80% (to 10 MHz) 40% to 60% (to 25 MHz)
	Asymmetry	1% of period + 5 ns (@ 50% duty)
	Jitter (RMS)	200 ps when $f \geq 1$ MHz, $V \geq 0.1$ Vpp
Ramp, Triangle	Frequency	1 μ Hz to 200 KHz
	Linearity	< 0.1% of peak output
	Symmetry	0.0% ~ 100.0%
Pulse	Frequency	500 μ Hz to 10 MHz
	Pulse width	20 ns minimum 10 ns res. (period \leq 10s)
		Variable Edge Time
	Overshoot	< 2%
	Jitter (RMS)	200 ps when $f \geq 50$ KHz, $V \geq 0.1$ Vpp
Noise	Bandwidth	20 MHz typical
Arbitrary	Frequency	1 μ Hz to 10 MHz
	Length	2 to 256 K
	Resolution	14 bits (including sign)
	Sample Rate	125 MSa/s
	Min Rise/Fall Time	30ns typical
	Linearity	< 0.1% of peak output
	Settling Time	< 250ns to 0.5% of final value
	Jitter(RMS)	6ns + 30ppm
Non-volatile Memory	4 waveforms * 256K Points	

COMMON CHARACTERISTIC

Frequency	Resolution	1 μ Hz
Amplitude	Range	10mVpp to 10Vpp in 50 Ω 20mVpp to 20Vpp in Hi-Z
	Accuracy (at 1KHz)	$\pm 1\%$ of setting ± 1 mVpp
	Units	Vpp, Vrms, dBm
	Resolution	4 digits
DC Offset	Range (Peak AC +DC)	± 5 V in 50 Ω ± 10 V in Hi-Z
	Accuracy	$\pm 2\%$ of offset setting $\pm 0.5\%$ of amplitude setting
	Resolution	4 digits
Main Output	Impedance	50 Ω typical
	Isolation	42 Vpk maximum to earth
	Protection	short-circuit protected; overload automatically disables main output
Internal Frequency reference Accuracy		± 10 ppm in 90 days ± 20 ppm in 1 year
External Frequency reference	Standard /Option	Standard
External Frequency Input	Lock Range	10 MHz \pm 500 Hz
	Level	100mVpp ~5Vpp
	Impedance	1K Ω typical, AC coupled
	Lock Time	< 2 Sec
External Frequency Output	Lock Range	10 MHz
Frequency Output	Level	632mVpp (0dBm), typical
	Impedance	50 Ω typical, AC coupled
Phase Offset	Range	-360 $^\circ$ to +360 $^\circ$
	Resolution	0.001 $^\circ$
	Accuracy	8ns



BNC

model

645

