

# Model RTSA7550 Specification v4.1.4

## Real-Time Spectrum Analyzers - 9 kHz to 8/18/27 GHz



### Features

- Real-Time Bandwidth (RTBW) up to 160 MHz
- Spurious Free Dynamic Range (SFDR) up to 100 dBc
- Small form-factor, GigE Networked and remote deployable

### Applications

- Signals Intelligence
- Technical Surveillance Counter Measures (TSCM)
- 5G
- Test & Measurement



**Berkeley Nucleonics**  
Test, Measurement and Nuclear Instrumentation since 1963

## Berkeley Nucleonics 10x Better Solution

BNC makes the cost-effective testing and monitoring of billions of wireless devices possible. Using patented innovation, BNC's RTSA 7550 real-time spectrum analyzer has the performance of traditional lab-grade spectrum analyzers at a fraction of the cost, size, weight and power consumption and is also designed for distributed deployment.

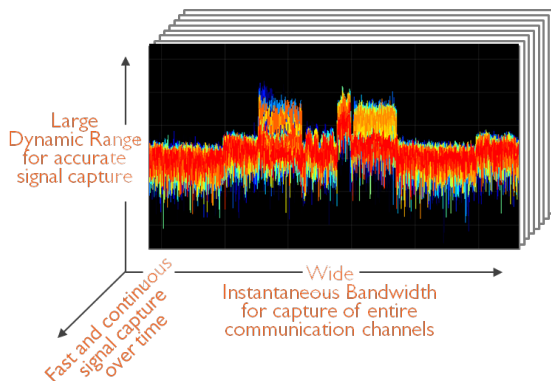
The RTSA 7550 Real-Time Spectrum Analyzer is based on an optimized software-defined radio receiver architecture coupled with real-time digitization and digital signal processing. This enables wide bandwidth, deep dynamic range and 27 GHz frequency range in a small one-box platform.

On top of this market disruptive platform, BNC provides a rich set of standard APIs and programming environments for easy and quick use with existing or new test and monitoring applications.

## RTSA 7550 Performance

### Large Frequency Range

The frequencies and bandwidths of commercial wireless systems have been increasing steadily to accommodate the growing demand for larger data rates. The RTSA 7550 supports frequency ranges from 9 kHz up to 27 GHz which enables testing of modern systems including tests such as third-order intercept.



### Wide Instantaneous Bandwidth

Modern waveforms such as 802.11ac standard utilize waveforms that occupy up to 80 MHz in bandwidth and LTE-Advanced aims to utilize bandwidths of up to 100 MHz. The RTSA 7550 provides up to 100 MHz of instantaneous bandwidth in its direct conversion mode.



### Deep Dynamic Range

RF measurements for characterizing IP3 generally require a dynamic range of around 100 dB. The RTSA 7550 supports multiple ADCs thereby providing wide IBW with 70 dB dynamic range and a narrow IBW with 100 dB dynamic range.

### Real-Time Acquisition Memory and Trigger Capability

Modern waveforms such as those associated with the wireless LAN standards utilize packet-based signaling techniques. The RTSA 7550 enable real-time capture of multiple data packets by providing real-time hardware-based frequency domain triggering capability in conjunction with real-time memory storage of up to 128 million samples.

### Fast Scan Speed

Scan speed determines how fast the analyzer can jump from analyzing one set of frequencies to another set. The RTSA 7550 has fast setup times and provides sophisticated capture control.

### Small Size, Weight, and Power

The RTSA 7550 has a length and width less than a sheet of paper, weighs less than 3 kg and consumes less than 20 W of power making it a fraction of the size, weight and power of traditional lab-grade spectrum analyzers.

## RTSA 7550 Architecture

### The Receiver Front End

The RTSA 7550 has a patented hybrid receiver consisting of a super-heterodyne front-end with a backend that utilizes an I/Q mixer similar to that in a direct-conversion receiver. Depending on the frequency of the signals being analyzed, one of three receiver signal processing paths is selected. Signals in the frequency range 9 kHz to 50 MHz are directly digitized, while all other signals are translated to the frequencies of the first IF block via one of the two signal processing paths.

### The Digitizer

The digitized signal is continuously processed in. The RTSA 7550 provides digital signal processing including optional digital down conversion; optional frequency domain triggering; sophisticated capture controlled; and optionally stored in fast local memory for subsequent forwarding or streaming across the Ethernet.

The IF block consists of a bank of multiple IF filters. Depending on the mode of operation, i.e. super-heterodyne or homodyne, either one or both outputs are utilized to process either 40 MHz or 100 MHz instantaneously. The IF analog outputs are digitized using one of two ADCs: a 125 MS/s sampling rate with a typical dynamic range of 70 dB; or a 300 kS/s sampling rate with a typical dynamic range in excess of 100 dB.

User configurable sophisticated capture control combined with fast deep caching enables fast signal searches, sweeps, triggering and captures of only the signals of interest.

The RTSA 7550 digitizer has a dual-core embedded microprocessor with operating system, control, management and remote maintenance application. It supports the SCPI standard for user control and VITA VRT for data path.

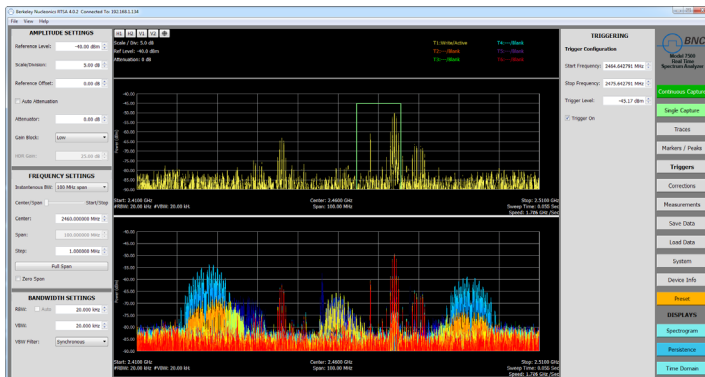
## RTSA 7550 Extensible Hardware Interfaces

Whether you're looking for a flexible receiver to integrate with your existing digitizer solution or you need powerful, cost-effective spectrum analyzer hardware to pair with your software, the RTSA 7550 Real-Time Spectrum Analyzer is a universal and versatile platform designed for use across wireless industries and applications.

- 10 MHz input and output clock references for multi-unit synchronization
- Analog I/Q and HIF outputs enable OEM high speed digitizers
- GPIO for external triggers.
- 10/100/1G Ethernet port for control and networking
- +12 V DC power input allowing automobile sources and personal mobility with an external battery
- External support for 80 MHz and 160 MHz RTBW (optional)



## S240 Real-Time Spectrum Analysis Application Software



By utilizing the power of the RTSA 7550, the S240 application has all the standard features you expect from a traditional lab spectrum analyzer as well as powerful features such as real-time triggering.

The S240 is designed to run on Windows PC. Simply install the software and connect your device through an Ethernet or Internet connection and you're ready to get started. With the S240's simple and intuitive user interface you'll be using your new device in no time.

## RTSA 7550 APIs and Programming Environments

By supporting a rich set of industry-leading standard protocols, the RTSA 7550 can easily integrate into your new or existing applications.



### Python™ and PyRF development framework

PyRF enables rapid development of powerful applications that leverage the new generation of measurement-grade software-defined radio technology. It is built on the Python Programming Language and includes feature-rich libraries, example applications and source code and is openly available, allowing commercialization of solutions through BSD open licensing.



### Keysight 89600 VSA®

Support for the Keysight 89600 VSA provides a comprehensive set of software tools for demodulation and vector signal analysis enabling users to monitor complex waveforms in more locations.



### NI LabVIEW®

Easily and quickly integrate the RTSA 7550 into your existing or new NI LabVIEW® based acquisition, measurement, automated test and validation systems.



### MATLAB®

BNC provides MATLAB® drivers for connecting to BNC's RTSA 7550 Real-Time Spectrum Analyzers and MATLAB® program code examples to get you started towards developing your own.



### C/C++ Drivers and DLL

Underneath our rich set of APIs and programming environments is the C/C++ driver and DLL which abstracts the SCPI command and VITA VRT dataflow from the RTSA 7550.

## RTSA 7550 Standard Protocols

Compliance with standard protocols provides you both multi-vendor independence and device interoperability.

# SCPI

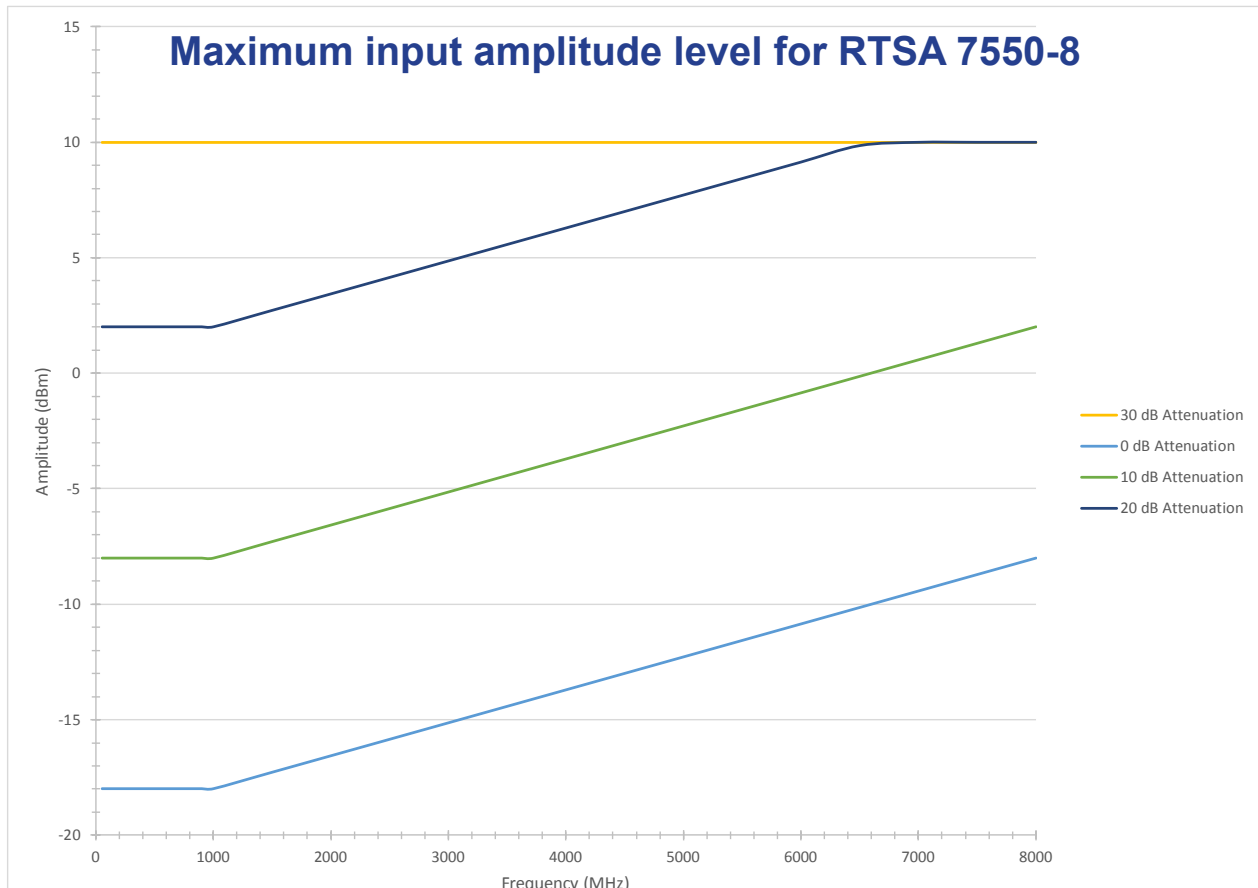
### SCPI and VITA VRT

The RTSA 7550 supports the Standard Commands for Programmable Instruments (SCPI) for control and the VITA-49 Radio Transport (VRT) protocol for data flow.



BNC provides extensive documentation and examples for programming and interfacing at the SCPI and VITA-49 VRT level.

Frequency			RF and Digitization Specifications		
Frequency Ranges	9 kHz to 8, 18 or 27 GHz				
Frequency Reference	±1.0 x 10 <sup>-6</sup> per year	Aging			
	±1.0 x 10 <sup>-6</sup> per year	Accuracy + aging			
Real-time bandwidth (RTBW)	0.1 / 10 / 40 /100 MHz				
Probability of Intercept (POI)	≥ 25.552 μs signal duration	For 100% POI			
	≤ 17.360 μs signal duration	For 0% POI			
Spurious free dynamic range (SFDR)	60 dBc (typical)	100 MHz RTBW			
	70 dBc (typical)	10 / 40 MHz RTBW			
	100 dBc (typical)	0.1 MHz RTBW			
Amplitude					
Amplitude Accuracy 25 °C ± 5 °C	± 2.00 dB typical	50 MHz to 27 GHz			
Measurement Range	Amplitude Ranges				
Attenuator Range	DANL to levels in figure below	RTSA 7550-8 (8GHz)			
	0 to 30 dB in 10 dB steps	8 GHz only			
Maximum Safe RF Input Level	+10 dBm, 0 V DC				



Maximum input amplitude level for RTSA 7550-408 for different input attenuation levels (typical).





## RF and Digitization Specifications

### Displayed Average Noise Level (DANL)

At 25 °C ± 5 °C, typical

Frequency (GHz)	8 GHz (typical)	18 GHz (typical)	27 GHz (typical)
0.1 GHz	- 157 dBm/Hz	- 161 dBm/Hz	- 160 dBm/Hz
0.5 GHz	- 155 dBm/Hz	- 160 dBm/Hz	- 159 dBm/Hz
1 GHz	- 156 dBm/Hz	- 160 dBm/Hz	- 159 dBm/Hz
2 GHz	- 154 dBm/Hz	- 154 dBm/Hz	- 153 dBm/Hz
3 GHz	- 152 dBm/Hz	- 158 dBm/Hz	- 157 dBm/Hz
4 GHz	- 151 dBm/Hz	- 162 dBm/Hz	- 162 dBm/Hz
5 GHz	- 150 dBm/Hz	- 158 dBm/Hz	- 158 dBm/Hz
6 GHz	- 149 dBm/Hz	- 157 dBm/Hz	- 157 dBm/Hz
7 GHz	- 150 dBm/Hz	- 153 dBm/Hz	- 155 dBm/Hz
8 GHz	- 144 dBm/Hz	- 160 dBm/Hz	- 161 dBm/Hz
9 GHz		- 158 dBm/Hz	- 161 dBm/Hz
10 GHz		- 160 dBm/Hz	- 161 dBm/Hz
11 GHz		- 156 dBm/Hz	- 160 dBm/Hz
12 GHz		- 158 dBm/Hz	- 157 dBm/Hz
13 GHz		- 151 dBm/Hz	- 157 dBm/Hz
14 GHz		- 154 dBm/Hz	- 154 dBm/Hz
15 GHz		- 160 dBm/Hz	- 157 dBm/Hz
16 GHz		- 157 dBm/Hz	- 157 dBm/Hz
17 GHz		- 150 dBm/Hz	- 156 dBm/Hz
18 GHz		- 144 dBm/Hz	- 156 dBm/Hz
19 GHz			- 149 dBm/Hz
20 GHz			- 154 dBm/Hz
21 GHz			- 153 dBm/Hz
22 GHz			- 152 dBm/Hz
23 GHz			- 153 dBm/Hz
24 GHz			- 155 dBm/Hz
25 GHz			- 153 dBm/Hz
26 GHz			- 150 dBm/Hz
27 GHz			- 148 dBm/Hz

Third Order Intercept (TOI) at max gain

+12 dBm, typical

At 1 GHz (RTSA 7550-8 only)

### Spectral Purity

SSB Phase noise	With External 10MHz oscillator	Without External 10MHz oscillator	Carrier Offset
25°C ± 5°C	-90 dBc/Hz	-90 dBc/Hz	100 Hz
At 1 GHz	-93 dBc/Hz	-92 dBc/Hz	1 kHz
Measured locked to an external 10MHz oscillator and measured with external oscillator not present	-98 dBc/Hz	-99 dBc/Hz	10 kHz
	-106 dBc/Hz	-109 dBc/Hz	100 kHz
	-120 dBc/Hz	-118 dBc/Hz	1 MHz

### Digitization

Data Acquisition		
A/D Converter Sampling Rate and Resolution	125 MS/s, 14 bit 300 kS/s, 24 bit	10 / 40 / 100 MHz RTBW 0.1 MHz RTBW
Sweep Rate	Up to 28 GHz/s @ 10 kHz RBW	40 MHz IBW
Stream Rate (directly from device)	360 Mbit/s	



# RTSA 7550 Datasheet v4.1.4.

## Connectors

RF In	SMA female, 50 $\Omega$
10 MHz Reference In and Out	SMA female, 50 $\Omega$
Analog I and Q Out	SMA female, 50 $\Omega$
HIF Out	SMA female, 50 $\Omega$
10/100/1000 Ethernet	RJ45
USB Console	Type B mini
GPIO	25-pin male D-Subminiature
Power	Coaxial Type A: 5.5 mm OD, 2.5 mm ID

## Status Indicators

PLL Lock / 10 MHz reference clock status	Refer to RTSA 7550 User Manual
Ethernet Link and Activity Status	
CPU and Power Status	

## Power

Physical Power Supply	Use AC Wall Power Adaptor provided	Input AC 120V-240V/Output +12V
Power Consumption	25W with Power Adaptor provided	At room temperature

## Physical

Operating Temperature Range	0°C to +50°C	
Storage Temperature Range	-40°C to +85°C	
Warm up time	30 minutes	
Size	269 x 173 x 61 mm (10.58 x 6.81 x 2.40 inches) 269 x 173 x 55 mm (10.58 x 6.81 x 2.15 inches)	With mounting feet (shipped installed on unit) Without mounting feet
Weight	2.7 kg (6 lbs.)	
Security	Kensington Security Slot	Located on back end-plate

## Regulatory Compliance

RoHS Compliance	RoHS	
Marks	CE	European Union
EMC Directive 2014/30/EU	EN 61326-1:2013	Electromagnetic Compatibility
Low Voltage Directive 2006/95/EC	EN 61010-1:2010 Class 1)	Safety
FCC		





# RTSA 7550 Datasheet v4.1.4.

## S240 Real-Time Spectrum Analysis Software

Resolution Bandwidth (RBW)		
Range	0.24 kHz to 976.56 kHz 0.62 Hz to 2543.12 Hz	10 / 40 / 100 MHz RTBW 0.1 MHz RTBW
Windowing	Hanning	
Traces	6	Clear/Write, Trace Average, Max Hold, Min Hold
Markers	12	
Modes	Normal (Tracking), Delta, Fixed	Peak Search, Next Peak, Next Left/Right, Center
Marker Frequency Resolution	0.01 Hz	
Record/Playback	VITA Radio Transport (VRT)	VITA-49.0 – 2007 Draft 0.21
Preferences	Save/Load Settings	Save settings for easy recall
Export Data	CSV	Comma Separated Values

## APIs and Protocols

Python™	PyRF RTSA
LabVIEW	LabVIEW Base Development System for Windows
MATLAB®	MATLAB® Release 2014b
C/C++	ISO/IEC 14882:2011
SCPI	IEEE 488.2 - Standard Commands for Programmable Instruments
VRT	VITA-49 Radio Transport

## Recommended PC

Operating System	Windows 7, 8, 10 (32 or 64)	For best performance, a dedicated PC is recommended
Minimum RAM Size	4 GB	
Minimum Free Hard Disk Space	2 GB	
Ethernet Port	1 GigE	
Display Resolution	1920 x 1080	

Base Units	Part Number	Description
8 GHz RTSA	RTSA 7550-8	9 kHz to 8 GHz, RTBW up to 100 MHz
18 GHz RTSA	RTSA 7550-18	9 kHz to 18 GHz, RTBW up to 100 MHz
27 GHz RTSA	RTSA 7550-27	9 kHz to 27 GHz, RTBW up to 100 MHz

## Accessories

Software Included	S240	Real-Time Spectrum Analysis Software
Rack Shelf	RTSA 7550-RACK-SHELF	19" rack shelf supports two horizontally mounted RTSA 7550 or RTSA 7500